




Time Trial Target Results

NASA California - Northern at Thunderhill Raceway Park

Final Results for 06/15/2024

Printed: 6/20/2024, 8:55:23 PM



Pos.	No.	Name	Total Δ	Best Tm	2nd Best	2nd Δ	3rd Best	3rd Δ	4th Best	4th Δ	Make/Model	Sponsors	Qualified
1	34	Robert Gomez	0.947	2:13.422	2:13.561	0.139	2:13.790	0.368	2:13.862	0.440	MAZDA MIATA		yes
2	388	John McGhee	0.980	2:18.932	2:19.181	0.249	2:19.183	0.251	2:19.412	0.480	Porsche 924s		yes
3	73	Team Magic Developed	1.009	2:03.161	2:03.185	0.024	2:03.611	0.450	2:03.696	0.535			yes
4	44	Eric O'Brien	1.970	1:46.522	1:46.959	0.437	1:47.026	0.504	1:47.551	1.029	A-MAC AM7		yes
5	93	Geoff Velguth	2.121	2:12.765	2:13.056	0.291	2:13.416	0.651	2:13.944	1.179	Mazda Miata		yes
6	65	Team Racer65 Motorsports	2.140	2:05.954	2:05.988	0.034	2:06.790	0.836	2:07.224	1.270	Nissan 350z		yes
7	5	Steven Melson	2.153	1:58.856	1:59.251	0.395	1:59.447	0.591	2:00.023	1.167	Audi R8		yes
8	121	Team Divebombers	2.365	2:04.752	2:05.245	0.493	2:05.526	0.774	2:05.850	1.098	Toyota MR2		yes
9	69	Daniel Mendez	2.449	2:01.168	2:01.637	0.469	2:02.138	0.970	2:02.178	1.010	mitsubishi Lancer Evolution X		yes
10	44	Team El Diablo Motorsports	2.543	1:56.513	1:56.953	0.440	1:57.547	1.034	1:57.582	1.069	BMW M3		yes
11	9	Gregory Epstein	2.839	2:06.755	2:06.767	0.012	2:07.380	0.625	2:08.957	2.202	Lotus Elise		yes
12	41	Canaan McKoy	2.892	2:15.659	2:16.329	0.670	2:16.543	0.884	2:16.997	1.338	Ford Mustang		yes
13	74	Matthew Switzer	2.912	2:15.053	2:15.851	0.798	2:16.003	0.950	2:16.217	1.164	Mazda Miata		yes
14	901	Bradley Estes	3.101	2:01.535	2:02.362	0.827	2:02.496	0.961	2:02.848	1.313	BMW M3		yes




Time Trial Target Results

NASA California - Northern at Thunderhill Raceway Park

Final Results for 06/15/2024

Printed: 6/20/2024, 8:55:23 PM



Pos.	No.	Name	Total Δ	Best Tm	2nd Best	2nd Δ	3rd Best	3rd Δ	4th Best	4th Δ	Make/Model	Sponsors	Qualified
15	53	Robert LaBouff	3.147	2:13.070	2:13.689	0.619	2:14.294	1.224	2:14.374	1.304	Mazda Miata		yes
16	8	Team Werkshop 5 2024	3.187	1:58.308	1:58.994	0.686	1:59.183	0.875	1:59.934	1.626	Honda S2000		yes
17	2	Mike Silvera	3.261	2:09.674	2:10.222	0.548	2:10.786	1.112	2:11.275	1.601	Mazda Miata		yes
18	3	Lucas Wong	3.827	2:03.641	2:04.142	0.501	2:05.026	1.385	2:05.582	1.941	Honda Civic Type R		yes
19	12	Sat Singh	4.069	2:06.154	2:06.505	0.351	2:07.151	0.997	2:08.875	2.721	BMW M3		yes
20	75	Christopher Carraher	4.800	2:08.717	2:09.684	0.967	2:10.619	1.902	2:10.648	1.931	Ford Mustang		yes
21	74	Blake Little	5.124	2:25.423	2:26.381	0.958	2:26.663	1.240	2:28.349	2.926	mazda miata		yes
22	111	Michael Cummings	5.373	2:09.779	2:10.626	0.847	2:11.843	2.064	2:12.241	2.462			yes
23	7	Team Hosee Lo	5.567	2:09.959	2:10.397	0.438	2:11.044	1.085	2:14.003	4.044			yes
24	95	Team SISU	5.625	2:10.319	2:10.331	0.012	2:12.540	2.221	2:13.711	3.392			yes
25	22	Team Werkshop 6 2024	6.980	2:08.402	2:10.113	1.711	2:10.408	2.006	2:11.665	3.263	Mazda Miata		yes
26	77	Edward Lee	7.031	2:22.444	2:24.498	2.054	2:24.850	2.406	2:25.015	2.571	Mazda Miata		yes
27	122	Wyman Lu	7.757	2:07.880	2:08.584	0.704	2:10.102	2.222	2:12.711	4.831			yes
28	45	Jon Burgis	53.631	2:00.510	2:00.724	0.214	2:01.571	1.061	2:52.866	52.356	BMW M3		yes




Time Trial Target Results

NASA California - Northern at Thunderhill Raceway Park

Final Results for 06/15/2024

Printed: 6/20/2024, 8:55:23 PM



Pos.	No.	Name	Total Δ	Best Tm	2nd Best	2nd Δ	3rd Best	3rd Δ	4th Best	4th Δ	Make/Model	Sponsors	Qualified
29	20	Travis Pendleton	0.066	2:09.151	2:09.217	0.066	-	-	-	-			no
30	118	Paul Geddings	7.793	2:05.663	2:13.456	7.793	-	-	-	-			no
31	828	PJ Kiely	1:20.717	2:09.231	3:29.948	1:20.717	-	-	-	-	Mazada Miata		no