




SoCal NASA B-Willow CCW #13-April 2018

TT

Buttonwillow Raceway 3.000 miles

TT Saturday Final Results 4-21-18




Pos	No.	Name	Class	Overall BestTm	In Session	2nd Overall Time	2nd Session	Make-Model
TT1								
1	5	Derrin Griffin	TT1	1:57.708	Session 2	1:57.843	Session 2	Ford Mustang GT
2	717	Joe Arbour	TT1	2:01.274	Session 4	2:04.551	Session 2	Chevrolet corvette
3	194	Kenneth Hyman	TT1	2:04.478	Session 2	2:05.340	Session 2	Porsch 911
4	93	Monsuru Tony Ibraheem	TT1	2:05.000	Session 3		Session 2	BMW 135
5	612	Jerry Baxter	TT1	2:35.945	Session 4		Session 4	Pontiac Firebird
TT2								
1	30	John Gordon	TT2	1:53.968	Session 2	1:54.841	Session 2	Porsche 996
2	111	Renan Bayar	TT2	1:54.992	Session 2	1:55.395	Session 2	Chevrolet Corvette
3	05	Russ Taylor	TT2	1:58.813	Session 3	2:06.608	Session 3	Chevy Camaro Z28
4	318	Leo Alexandre	TT2	1:59.395	Session 4	1:59.635	Session 4	Audi S4
5	812	Robert Black	TT2	2:01.743	Session 2	2:02.062	Session 2	BMW 335is
DQ	11	Keith Shamblin	TT2		Session 2		Session 2	Mazda Miata
TT3								
1	16	Anthony Zwain	TT3	1:52.711	Session 4	1:54.550	Session 4	
2	6	Erik Davis	TT3	1:53.327	Session 2		Session 2	BMW M3
3	57	Herve Bezard	TT3	1:55.048	Session 2	1:55.808	Session 3	BMW M3
4	69	Team P-Squared Motorsports	TT3	1:55.843	Session 2	1:56.339	Session 2	BMW M3
5	19	Rob Capetz	TT3	2:03.784	Session 4	2:04.654	Session 4	Ford Boss s Mustang
6	91	Brian Gust	TT3	2:04.296	Session 3	2:04.475	Session 3	Ford Mustang
7	31	Vincent Alcala	TT3	2:09.055	Session 4	2:10.318	Session 4	Mitsubishi Evolution
8	10	Martin Schacht	TT3	2:09.447	Session 2	2:09.786	Session 3	Porsche GT3
TT4								
1	27	Joshua Allan	TT4	1:56.841	Session 3	1:58.317	Session 3	Mazda MX-5
2	36	Team EDGE Motorworks'ntagen	TT4	1:58.240	Session 3	1:58.314	Session 3	BMW M3
3	181	Team Hemisphere Racing	TT4	2:02.068	Session 4	2:02.897	Session 4	BMW E36 M3
4	712	George Edison	TT4	2:05.310	Session 3	2:06.371	Session 4	bmw m3
5	123	Michael Presnell	TT4	2:08.866	Session 2	2:09.248	Session 2	BMW M#
6	211	Ken Shearen	TT4	2:09.913	Session 3	2:12.482	Session 3	BMW M3
TT5								
1	86	Team TAPG Motorsports 2	TT5	2:02.922	Session 3	2:03.104	Session 3	Scion Frs
2	77	Team Greenbaum	TT5	2:05.348	Session 3	2:05.743	Session 4	BMW M3
3	84	Dillon Dexter	TT5	2:07.295	Session 2	2:08.972	Session 2	Mazda Miata
4	7	Fulton Haight	TT5	2:08.394	Session 4	2:09.669	Session 4	BMW M3
5	74	Paul Hancock	TT5	2:10.654	Session 4	2:10.722	Session 4	BMW M3
6	29	Ryan Althoff	TT5	2:14.453	Session 2	2:16.083	Session 3	Mazda MX-5
7	7	Roman Vaisman	TT5	2:14.515	Session 2		Session 2	Ford Mustang GT
TTD								

Chief of Timing & Scoring

Race Director

Orbits




SoCal NASA B-Willow CCW #13-April 2018

TT

Buttonwillow Raceway 3.000 miles

TT Saturday Final Results 4-21-18



Pos	No.	Name	Class	Overall BestTm	In Session	2nd Overall Time	2nd Session	Make-Model
1	15	Team Outrageous Racing	TTD	2:09.377	Session 4	2:09.810	Session 4	Toyota Celica
2	186	Sean Tretiak	TTD	2:12.296	Session 2	2:14.327	Session 2	scion frs
3	17	Michala Greenbaum	TTD	2:12.715	Session 3	2:12.922	Session 3	VW GTI
4	55	Joel Selman	TTD	2:15.568	Session 4	2:15.645	Session 4	bmw z4 rdst.
5	18	Pramesh Ruparelia	TTD	2:17.478	Session 4	2:20.177	Session 4	Toyota Celica

TTE

1	60	Team Rotary Heds	TTE	2:05.320	Session 3	2:06.311	Session 3	Mazda Miata
2	24	Team A Night @ The Garage	TTE	2:07.050	Session 2	2:07.363	Session 3	BMW 325i
3	555	Jaime Garcia	TTE	2:14.224	Session 2	2:14.370	Session 2	honda civic
4	58	Debby Sharp	TTE	2:17.527	Session 4	2:19.517	Session 4	Porsche 944
5	64	Molly McCarthy	TTE	2:30.998	Session 2	2:33.893	Session 2	Saturn SC2

TTU

1	7	Jon Van Caneghem	TTU	1:44.053	Session 3	1:48.437	Session 3	Ginetta G57
2	72	Team Moorewood	TTU	2:00.420	Session 2	2:00.666	Session 2	BMW 330i
3	47	Carlos Mejia	TTU	2:08.515	Session 2	2:09.091	Session 2	ford ranger
4	7	Jeff Awender	TTU		Session 3		Session 3	