


NASA Florida Daytona May

Sorted on Laps

Race Daytona International Speedway 3.600 miles
 Thunder Race 1 (Saturday) 5/29/2021 14:25
 Race started at 14:30:22



| Pos | No. | Name | Class | Best Tm | In Lap | Laps | Make |
|----------------|-----|-------------------|-------|----------|--------|------|--------------------|
| AI | | | | | | | |
| 1 | 168 | Jeff Lindstrom | AI | 2:03.330 | 5 | 10 | Ford Mustang |
| 2 | 95 | Pat Wehmeyer | AI | 2:04.593 | 3 | 10 | Ford Mustang |
| 3 | 67 | Marcos Rodriguez | AI | 2:06.647 | 3 | 10 | Ford Mustang |
| 4 | 71 | Carson Wehmeyer | AI | 2:06.481 | 6 | 10 | Ford Mustang |
| 5 | 47 | Reg Mason | AI | 2:06.351 | 9 | 10 | Ford Mustang |
| 6 | 123 | Carmine Pace | AI | 2:06.749 | 6 | 10 | Ford Mustang |
| 7 | 90 | Robert Kaser | AI | 2:08.454 | 3 | 10 | Ford Boss 302 |
| 8 | 64 | Cameron Graisbury | AI | 2:07.299 | 6 | 8 | Ford Mustang |
| 9 | 77 | Bruce Byerly | AI | 2:04.288 | 5 | 7 | Ford Mustang |
| 10 | 118 | Robert Collins | AI | 2:12.094 | 3 | 6 | Ford Mustang |
| AIX | | | | | | | |
| 1 | 114 | Doug Larsen | AIX | 2:15.063 | 7 | 9 | Ford Mustang |
| 2 | 122 | Robert Shaw | AIX | 2:04.158 | 3 | 6 | Ford Cobra |
| Not classified | | | | | | | |
| DNF | 59 | Dean Martin | AIX | 2:06.420 | 4 | 4 | Ford Mustang |
| SI | | | | | | | |
| 1 | 404 | Matt Shaw | SI | 2:10.596 | 4 | 10 | Ford Mustang |
| 2 | 75 | Darin Mock | SI | 2:10.445 | 2 | 10 | Ford Mustang |
| 3 | 9 | Patrick Roof | SI | 2:15.218 | 6 | 9 | Ford Mustang |
| 4 | 9 | Craig Joslin | SI | 2:15.425 | 2 | 9 | Ford Mustang |
| ST1 | | | | | | | |
| 1 | 171 | Terry Mathis | ST1 | 1:56.037 | 5 | 10 | Chevrolet Corvette |
| 2 | 654 | Tim Savage | ST1 | 1:58.918 | 8 | 10 | Porsche 911 Cup |
| 3 | 3 | Steven Beasley | ST1 | 2:08.155 | 7 | 10 | Howe Stock Car |
| 4 | 16 | Greg Sykes | ST1 | 2:09.151 | 5 | 9 | Chevrolet Camaro |

| Margin of Victory | Avg. Speed | Best Lap Tm | Best Speed | Best Lap by |
|-------------------|------------|-------------|------------|-----------------|
| 1:29.371 | 114.621 | 1:49.459 | 118.400 | 4 - Adam Romito |

Chief of Timing & Scoring Joe Lombardo

Orbits

Race Director Mark Russell

Time Trial Director Mark McKay


www.mylaps.com

Licensed to: Florida Timing

NASA Florida Daytona May

Sorted on Laps

Race Daytona International Speedway 3.600 miles
 Thunder Race 1 (Saturday) 5/29/2021 14:25
 Race started at 14:30:22



| Pos | No. | Name | Class | Best Tm | In Lap | Laps | Make |
|-----------------------|------|-----------------|-------|----------|--------|------|--------------------|
| ST2 | | | | | | | |
| 1 | 25 | Rokket Horton | ST2 | 2:06.719 | 6 | 10 | Porsche GT3 |
| 2 | 223R | Paul Buchanan | ST2 | 2:17.050 | 6 | 9 | Porsche GT3 Cup |
| 3 | 79 | Ken Mantovani | ST2 | 2:03.319 | 1 | 8 | Chevrolet Corvette |
| 4 | 63 | Scott Argow | ST2 | 2:09.410 | 2 | 8 | Chevrolet Corvette |
| ST3 | | | | | | | |
| 1 | 6 | Paul Davison | ST3 | 2:05.620 | 6 | 10 | Chevrolet Camaro |
| 2 | 86 | Marino Reyes | ST3 | 2:06.863 | 4 | 10 | Chevrolet Corvette |
| 3 | 117 | Cecil Stevens | ST3 | 2:06.074 | 5 | 10 | Chevrolet Corvette |
| 4 | 463 | Matt Bohall | ST3 | 2:08.947 | 10 | 10 | Mitsubishi Lancer |
| 5 | 8 | Luis Lanz | ST3 | 2:07.259 | 2 | 9 | Chevrolet Corvette |
| 6 | 58 | Jeff Bankston | ST3 | 2:13.788 | 7 | 9 | Honda CTR |
| 7 | 26 | Mike Fallin Jr. | ST3 | 2:13.375 | 9 | 9 | BMW 325 |
| 8 | 87 | Selin Rollan | ST3 | 2:13.439 | 9 | 9 | Mazda MX-5 |
| 9 | 327 | Andrew Bishay | ST3 | 2:08.942 | 8 | 9 | BMW M3 |
| 10 | 133 | Brian Costleigh | ST3 | 2:29.263 | 5 | 8 | Chevrolet Corvette |
| 11 | 849 | Jim Pantas | ST3 | 2:11.340 | 3 | 5 | Chevrolet Corvette |
| Not classified | | | | | | | |
| DNS | 371 | Matt Engel | ST4 | | 0 | | Chevrolet Camaro |
| SU | | | | | | | |
| 1 | 4 | Adam Romito | SU | 1:49.459 | 3 | 11 | Dodge Challenger |
| 2 | 33 | Isaac Velazquez | SU | 1:58.279 | 5 | 11 | Ligier JSP3 |
| 3 | 14 | Billy Griffin | SU | 1:58.438 | 2 | 11 | Ford Mustang GT4 |
| 4 | 128 | Jim Farmer | SU | 2:01.395 | 3 | 10 | Porsche GT3 Cup |
| 5 | 1 | Bill Goforth | SU | 2:05.741 | 3 | 10 | Chevrolet Corvette |
| 6 | 11 | Brent Goforth | SU | 2:07.671 | 5 | 10 | Chevrolet Corvette |
| 7 | 31 | Randy Mueller | SU | 1:58.410 | 3 | 9 | BMW M4 GT4 |
| 8 | 37 | Pedro Rodriguez | SU | 2:18.443 | 6 | 9 | Radical SR3 |

| Margin of Victory | Avg. Speed | Best Lap Tm | Best Speed | Best Lap by |
|-------------------|------------|-------------|------------|-----------------|
| 1:29.371 | 114.621 | 1:49.459 | 118.400 | 4 - Adam Romito |

Chief of Timing & Scoring Joe Lombardo

Orbits

Race Director Mark Russell

Time Trial Director Mark McKay


www.mylaps.com

Licensed to: Florida Timing

NASA Florida Daytona May

Sorted on Laps

Race Daytona International Speedway 3.600 miles
 Thunder Race 1 (Saturday) 5/29/2021 14:25
 Race started at 14:30:22



| Pos | No. | Name | Class | Best Tm | In Lap | Laps | Make |
|----------------|-----|---------------|-------|---------|--------|------|-------------|
| Not classified | | | | | | | |
| DNF | 17 | Frank Hindman | SU | | 0 | 1 | Howe Camaro |

| Margin of Victory | Avg. Speed | Best Lap Tm | Best Speed | Best Lap by |
|-------------------|------------|-------------|------------|-----------------|
| 1:29.371 | 114.621 | 1:49.459 | 118.400 | 4 - Adam Romito |

Chief of Timing & Scoring Joe Lombardo Orbits

Race Director Mark Russell
 Time Trial Director Mark McKay