




Time Trial Target Results

NASA Utah at Utah Motorsports Campus

Final Results for 05/18/2024

Printed: 5/18/2024, 4:26:31 PM



Pos.	No.	Name	Total Δ	Best Tm	2nd Best	2nd Δ	3rd Best	3rd Δ	4th Best	4th Δ	Make/Model	Sponsors	Qualified
1	08	Tyler Ely	0.648	2:06.578	2:06.588	0.010	2:06.878	0.300	2:06.916	0.338	Audi RS3 LMS		yes
2	51	Aaron Lanningham	0.760	2:11.127	2:11.239	0.112	2:11.360	0.233	2:11.542	0.415	Chevy Corvette		yes
3	808	Steve Friedrich	0.867	2:10.139	2:10.326	0.187	2:10.387	0.248	2:10.571	0.432	BMW M3		yes
4	19	Andrew Dunn	0.921	2:12.125	2:12.195	0.070	2:12.280	0.155	2:12.821	0.696			yes
5	523	Besim Hojhalli	0.952	2:13.238	2:13.307	0.069	2:13.628	0.390	2:13.731	0.493	BMW 128i		yes
6	05	Tim Rankin	1.153	2:03.149	2:03.202	0.053	2:03.565	0.416	2:03.833	0.684	Chevy Corvette		yes
7	14	Robb Lentz	1.283	2:27.531	2:27.662	0.131	2:27.711	0.180	2:28.503	0.972	Mazda Miata		yes
8	171	Eric Kennel	1.320	2:20.944	2:21.112	0.168	2:21.284	0.340	2:21.756	0.812			yes
9	88	Devin Mosness	1.820	2:18.222	2:18.746	0.524	2:18.835	0.613	2:18.905	0.683	Honda Civic SI		yes
10	16	Mark Bartlett	1.937	2:14.297	2:14.696	0.399	2:14.954	0.657	2:15.178	0.881	Nissan 370Z		yes
11	22	Caitlyn Singler	2.053	2:09.116	2:09.728	0.612	2:09.805	0.689	2:09.868	0.752	BMW M3		yes




Time Trial Target Results

NASA Utah at Utah Motorsports Campus

Final Results for 05/18/2024

Printed: 5/18/2024, 4:26:31 PM



Pos.	No.	Name	Total Δ	Best Tm	2nd Best	2nd Δ	3rd Best	3rd Δ	4th Best	4th Δ	Make/Model	Sponsors	Qualified
12	666	Danny Weller	2.179	1:59.873	2:00.052	0.179	2:00.623	0.750	2:01.123	1.250			yes
13	25	Jaren Morris	2.264	2:13.158	2:13.649	0.491	2:13.995	0.837	2:14.094	0.936	Honda Civic Type R		yes
14	81	Jason Bleak	2.312	2:19.064	2:19.566	0.502	2:19.734	0.670	2:20.204	1.140	Mazda Miata		yes
15	3	Darryl D'Bayan	2.468	2:12.364	2:12.918	0.554	2:13.311	0.947	2:13.331	0.967	Nissan 370		yes
16	007	John Connelly	2.681	2:05.731	2:05.901	0.170	2:06.849	1.118	2:07.124	1.393	Porsche GT4 Clubsport	Chicane	yes
17	44	Cliff Coury	2.796	2:06.703	2:07.316	0.613	2:07.794	1.091	2:07.795	1.092			yes
18	13	Team Riot	2.836	1:56.395	1:56.919	0.524	1:57.309	0.914	1:57.793	1.398	Porsche 991.1.5 GT3 Cup	Riot	yes
19	801	Michael Mork	2.924	2:22.136	2:22.428	0.292	2:23.412	1.276	2:23.492	1.356	Maz Mx-5		yes
20	911	Lane Farka	3.048	2:02.880	2:02.896	0.016	2:04.171	1.291	2:04.621	1.741	Porsche 911 GT3	Air power racing	yes
21	173	Kevin Nusbaum	3.060	2:05.199	2:05.476	0.277	2:06.082	0.883	2:07.099	1.900	Toyota Supra		yes



Time Trial Target Results

NASA Utah at Utah Motorsports Campus

Final Results for 05/18/2024

Printed: 5/18/2024, 4:26:31 PM

Pos.	No.	Name	Total Δ	Best Tm	2nd Best	2nd Δ	3rd Best	3rd Δ	4th Best	4th Δ	Make/Model	Sponsors	Qualified
22	24	Rhett Panter	3.130	2:01.154	2:01.421	0.267	2:01.935	0.781	2:03.236	2.082	Honda S2000		yes
23	2	Anthony Higgs	3.355	2:11.635	2:12.468	0.833	2:12.692	1.057	2:13.100	1.465			yes
24	08	Carlos Sencion	3.675	2:18.004	2:19.177	1.173	2:19.237	1.233	2:19.273	1.269	Honda S2000		yes
25	09	Tyler Mikesell	3.711	2:11.168	2:12.026	0.858	2:12.576	1.408	2:12.613	1.445	Honda S2000	Matt Guiver	yes
26	71	Braydon Hammond	3.819	2:12.814	2:13.888	1.074	2:14.140	1.326	2:14.233	1.419	Nissan 350Z		yes
27	760	John Czarnecky	4.019	2:10.684	2:10.765	0.081	2:11.232	0.548	2:14.074	3.390	Ford Shelby GT500 CFTP		yes
28	16	Lincoln Larson	4.143	2:21.105	2:21.613	0.508	2:22.164	1.059	2:23.681	2.576	Mazda Miata		yes
29	15	John Calvin	4.277	2:09.422	2:10.177	0.755	2:10.190	0.768	2:12.176	2.754	Ford Mustang		yes
30	33	Guy Blalock	4.447	2:03.894	2:04.532	0.638	2:05.532	1.638	2:06.065	2.171			yes
31	7	August Falkner	4.486	2:01.030	2:01.627	0.597	2:01.961	0.931	2:03.988	2.958	Chevrolet Camaro		yes
32	04	Joseph	4.520	2:03.334	2:04.786	1.452	2:04.814	1.480	2:04.922	1.588	Honda Civic		yes

Time Trial Target Results

NASA Utah at Utah Motorsports Campus

Final Results for 05/18/2024

Printed: 5/18/2024, 4:26:31 PM

Pos.	No.	Name	Total Δ	Best Tm	2nd Best	2nd Δ	3rd Best	3rd Δ	4th Best	4th Δ	Make/Model	Sponsors	Qualified
		Cattaneo											
33	13	Sarah Morrison	4.725	2:27.266	2:28.493	1.227	2:28.628	1.362	2:29.402	2.136	Mazda Miata		yes
34	12	Austin Kent	5.093	2:01.605	2:01.941	0.336	2:03.554	1.949	2:04.413	2.808	BMW M3	Riot	yes
35	06	Rod Sturgis	5.129	2:05.371	2:06.377	1.006	2:07.140	1.769	2:07.725	2.354	Ford Mustang GT	Mortal Man Racing	yes
36	60	Todd Green	5.856	2:16.111	2:16.475	0.364	2:18.738	2.627	2:18.976	2.865	Mazda Miata	Bountiful Mazda/Lyfe Motorsport	yes
37	264	David Bradshaw	5.863	2:02.052	2:02.639	0.587	2:04.163	2.111	2:05.217	3.165	Porsche 991.2 Cup		yes
38	59	Vincent Miller	6.309	2:07.728	2:08.226	0.498	2:09.686	1.958	2:11.581	3.853	Chevy Camaro SS	Salty Dawgs Racing	yes
39	43	Tim Roberts	6.351	2:08.802	2:10.737	1.935	2:10.832	2.030	2:11.188	2.386	BMW 330i	Roberts Performance Group	yes
40	7	Thomas Mudge	6.492	2:09.791	2:10.371	0.580	2:12.286	2.495	2:13.208	3.417			yes
41	160	Meagan Dailey	7.701	2:25.129	2:25.585	0.456	2:28.651	3.522	2:28.852	3.723	BMW 325is		yes
42	240	Cameron Lane	8.741	2:03.841	2:04.594	0.753	2:05.650	1.809	2:10.020	6.179	Mazda RX8		yes




Time Trial Target Results

NASA Utah at Utah Motorsports Campus

Final Results for 05/18/2024

Printed: 5/18/2024, 4:26:31 PM



Pos.	No.	Name	Total Δ	Best Tm	2nd Best	2nd Δ	3rd Best	3rd Δ	4th Best	4th Δ	Make/Model	Sponsors	Qualified
43	52	Koda Atwood	8.826	2:11.702	2:13.564	1.862	2:14.159	2.457	2:16.209	4.507	Tesla 3	Revolting Performance / JDP Motorsports	yes
44	47	Craig Simmons	9.752	2:04.533	2:06.591	2.058	2:08.347	3.814	2:08.413	3.880			yes
45	05	Team Auto Solve	14.031	1:56.298	1:58.320	2.022	2:00.896	4.598	2:03.709	7.411	Chevy Corvette	Auto Correct/ Pearson Auto	yes
46	50	Kelly Hatcher	15.218	2:07.236	2:07.853	0.617	2:09.165	1.929	2:19.908	12.672	Ford Shelby GT350R		yes
47	242	Anthony Farrington	20.913	2:17.386	2:17.546	0.160	2:18.002	0.616	2:37.523	20.137	Honda Civic		yes
48	514	Doug Liechty	28.516	2:41.525	2:46.899	5.374	2:47.858	6.333	2:58.334	16.809	Ford Shelby Mustang GT 500	Doug's Auto Inc.	yes
49	71	Gregg Esakoff	36.061	1:59.362	2:00.193	0.831	2:01.953	2.591	2:32.001	32.639	Porsche 991.2 GT3 Cup	ESAKOFF & ASSOCIATES	yes
50	192	Nathan Ulrich	44.823	2:13.661	2:14.112	0.451	2:15.742	2.081	2:55.952	42.291			yes
51	3	Greg Gates	45.845	2:08.315	2:08.487	0.172	2:11.372	3.057	2:50.931	42.616	Ford Mustang GT		yes
52	12	Ayrton Littel	49.350	2:12.711	2:13.029	0.318	2:33.737	21.026	2:40.717	28.006	Nissan 350Z	Towne Storage/ Velocity Performance/	yes



Time Trial Target Results

NASA Utah at Utah Motorsports Campus

Final Results for 05/18/2024

Printed: 5/18/2024, 4:26:31 PM

Pos.	No.	Name	Total Δ	Best Tm	2nd Best	2nd Δ	3rd Best	3rd Δ	4th Best	4th Δ	Make/Model	Sponsors	Qualified
Scuderia Littel													
53	725	Jordan Priestley	50.234	2:06.942	2:07.985	1.043	2:11.735	4.793	2:51.340	44.398	Tesla Model 3	JDP Motorsports / Revolting Performance	yes
54	28	Kevin Panter	1:01.991	2:11.363	2:14.276	2.913	2:30.622	19.259	2:51.182	39.819	Acura NSX		yes
55	94	Zack Serna	1:37.071	2:04.377	2:05.904	1.527	2:48.610	44.233	2:55.688	51.311			yes
56	5	James Ingram	2:17.207	2:02.044	2:36.912	34.868	2:37.818	35.774	3:08.609	1:06.565	Norma M20FC	Kirby's & Mickey Mantle's Steakhouse	yes
57	25	Vasili Stratton	0.291	2:00.572	2:00.863	0.291	-	-	-	-			no
58	14	Chad Aalders	0.827	2:09.040	2:09.867	0.827	-	-	-	-	NISSAN 350Z	BIG RIG TRUCK SALES	no
59	158	Stu Frederick	1.013	2:00.479	2:01.492	1.013	-	-	-	-	Ford Mustang		no
60	45	Team Conley Racing	1.039	1:56.476	1:57.515	1.039	-	-	-	-			no
61	711	Team Larkins Racing 2	1.977	1:58.156	2:00.133	1.977	-	-	-	-	Porsche GT3 Cup 992		no




Time Trial Target Results

NASA Utah at Utah Motorsports Campus

Final Results for 05/18/2024

Printed: 5/18/2024, 4:26:31 PM



Pos.	No.	Name	Total Δ	Best Tm	2nd Best	2nd Δ	3rd Best	3rd Δ	4th Best	4th Δ	Make/Model	Sponsors	Qualified
62	13	Eduardo Acurero	18.186	2:32.906	2:51.092	18.186	-	-	-	-			no
63	369	Olivier Raunier	40.923	2:14.386	2:55.309	40.923	-	-	-	-			no
64	34	Team Tony B Racing	59.333	2:06.601	2:07.109	0.508	3:05.426	58.825	-	-	NP01 Evo	Tony B Racing/ LLC/ Charlie Hayes Racing/ Sears Point Racing Experience/ Drivers Inc..	no
65	20	Joseph Anderson	59.955	2:13.217	2:13.493	0.276	3:12.896	59.679	-	-	Porsche 718 Cayman		no
66	111	Matt Mandino	1:25.150	2:13.597	2:34.503	20.906	3:17.841	1:04.244	-	-	Porsche 911		no
67	205	Brandon Hurst	1:38.907	2:06.273	2:45.655	39.382	3:05.798	59.525	-	-			no
68	75	John Taylor	1:54.302	3:11.599	5:05.901	1:54.302	-	-	-	-	Elan DP02		no